

Technical Accessory Guides (TAGs)

For Associates, Resellers, ISVs and Alliance Partners

Global



Version: Active-Only

Will only show products that are known to be available for sale

Need to provide an update or change?
Contact <mailto:pgw786@zebra.com>



For Internal Use by
PartnerConnect Members Only



DS55 Technical Accessory Guide




NOTE: This document is only for general reference. Solutions Pathway and related PMBs should be used for product availability, pricing, and final solution selection.

* Zebra does not endorse or specifically recommend any **third-party products, accessories, or hardware**. ZEBRA DISCLAIMS ANY AND ALL LIABILITY, INCLUDING ANY EXPRESS OR IMPLIED WARRANTIES, WHETHER ORAL OR WRITTEN, FOR SUCH THIRD PARTY PRODUCTS, ACCESSORIES, OR HARDWARE. THE CUSTOMER ACKNOWLEDGES THAT NO REPRESENTATION HAS BEEN MADE BY ZEBRA AS TO THE FITNESS OF THE THIRD-PARTY PRODUCTS, ACCESSORIES, OR HARDWARE FOR THE CUSTOMER'S INTENDED PURPOSE.



Communication Cables

USB Cables


Part Number	Picture	Description	Notes	Required Items
CBL-U10255-01		USB Cable: 24 in. Straight	<ul style="list-style-type: none"> ▶ RJ50 mod-jack connector on scanner side ▶ Standard USB/A connector on host side ▶ 24 inch Long Straight Cable ▶ Optimal for Kiosk Integration 	
CBL-U20255-01		USB Cable: 24 in. Straight, right angle connector	<ul style="list-style-type: none"> ▶ RJ50 mod-jack connector on scanner side with right angle connector. ▶ Standard USB/A connector on host side ▶ 24 inch Long Straight Cable ▶ Optimal for Kiosk Integration ▶ Right angle connector on cable allows scanner to be installed in tighter/constrained locations. 	
CBL-U10755-01		USB Cable: 7 ft. Straight	<ul style="list-style-type: none"> ▶ RJ50 mod-jack connector on scanner side ▶ Standard USB/A connector on host side ▶ 7 ft. (2.1 M) length Straight Cable 	
CBL-U20755-01		USB Cable: 7 ft. Straight, right angle connector	<ul style="list-style-type: none"> ▶ RJ50 mod-jack connector on scanner side with right angle connector. ▶ Standard USB/A connector on host side ▶ 7 ft. (2.1 M) length Straight Cable ▶ Right angle connector on cable allows scanner to be installed in tighter/constrained locations. 	






RS232 Cables


Part Number	Picture	Description	Notes	Required Items
-------------	---------	-------------	-------	----------------

CBL-R10755-01		RS232 Cable:STD-DB9 Female, TxD on 2, 7 ft. Straight	<ul style="list-style-type: none"> ▶ RJ50 mod-jack connector on scanner side ▶ DB9 Female connector on host side ▶ 7 ft. (2.1 M) length Straight Cable 	Requires external power supply
CBL-R20755-01		RS232 Cable:STD-DB9 Female, TxD on 2, 7 ft. Straight, right angle connector	<ul style="list-style-type: none"> ▶ RJ50 mod-jack connector on scanner side with right angle connector. ▶ DB9 Female connector on host side ▶ 7 ft. (2.1 M) length Straight Cable ▶ Right angle connector on cable allows scanner to be installed in tighter/constrained locations. 	Requires external power supply




Misc

Part Number	Picture	Description	Notes	Required Items
BRKT-MM0055C-04		3-in-1 Multi-Mount, Black	<ul style="list-style-type: none"> ▶ Mount can be used as: <ul style="list-style-type: none"> - wall mount - computer display mount - presentation stand ▶ The magnetic mounting face securely holds the DS55 Series scanner in place, while letting the scanner swivel to either side as needed. ▶ It's easy to lift the scanner off to scan an item in handheld mode, then pop it back on. 	

STND-GS0055C-04		Gooseneck Intellistand, Black		
STND-GS0055C-0W		Gooseneck Intellistand, White		
20-60136-02R		Gooseneck Intellistand, legacy DS457	<ul style="list-style-type: none"> ▶ Stand used with the DS457, but is compatible with the DS55 using the M3 x 0.5 mounting bosses. ▶ Includes screws for mounting DS55 to the stand 	
KT-65578-01R		Miniscan Adjustable Mounting Bracket	<ul style="list-style-type: none"> ▶ Provides easier mounting of DS55 in a kiosk or other confined space locations 	
KT-152342-01		MS320x Mounting Bracket Adapter	<ul style="list-style-type: none"> ▶ Allows DS55 to use same mount as existing MS320x installations ▶ Bracket adapts DS55 to fit into holes for MS320x 	

KT-145344-01		POS Stand/Mounting Bracket	<ul style="list-style-type: none"> ▶ Walkie-talkie style clip attaches to wall/counter and allows for easy fixed mounting and removal of DS55 ▶ DS55 is positioned at a 20° angle when attached to clip ▶ DS55 bracket is Jet black color 	
--------------	---	----------------------------	--	--

Power Supplies/Power Cords (any power supply listed below can be used with DS457 cables that require an external power supply)

Part Number	Picture	Description	Notes	Required Items
PWR-WUA5V4W0US		Power Supply (US)	<ul style="list-style-type: none"> ▶ Used when connecting communication cables labeled above as "Requires external power supply". ▶ For use in US, CA, MX, JP, TW. ▶ 5.2V, 1.1A, 5.7W ▶ Provides US DOE Level VI compliance for power efficiency. 	
PWR-WUA5V4W0IN		Power Supply (India)	<ul style="list-style-type: none"> ▶ Used when connecting communication cables labeled above as "Requires external power supply". ▶ For use in India. ▶ 5.2V, 1.1A, 5.7W ▶ Provides US DOE Level VI compliance for power efficiency. 	
PWR-WUA5V4W04C		Power Supply (EU, UK, Brazil, Australia, China)	<ul style="list-style-type: none"> ▶ Used when connecting communication cables labeled above as "Requires external power supply". ▶ Includes AC adapter clips for use in EU, UK, Brazil, Australia and China. ▶ 5.2V, 1.1A, 5.7W ▶ Provides US DOE Level VI compliance for power efficiency. 	